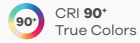



Astrofit 4"



Product Information

| | |
|---------------|---------------------|
| Description | M/R4/10W/LED/5CCT |
| Color temp | 27, 30, 35, 41, 50k |
| Output lumens | 1000 |
| Beam angle | 40° (Default) |
| Input volts | 120V |
| Wattage | 10W |
| CRI | 90+ |
| Dimmable | Triac |
| Base Type | E26 |
| OD | 5.31" |
| Height | 3.35" |
| Packed | 18 |



Product Information

| | |
|---------------|-------------------------|
| Description | M/R4/10W/5CCT/GU5.3/12V |
| Color temp | 27, 30, 35, 41, 50k |
| Output lumens | 1000 |
| Beam angle | 40° (Default) |
| Input volts | 12V |
| Wattage | 10W |
| CRI | 90 |
| Dimmable | No |
| Base Type | GU5.3 |
| OD | 5.31" |
| Height | 3.35" |
| Packed | 18 |

Lens Options

Clear Lens



G-11022
L4/24-DEGREE



G-11023
L4/40-DEGREE



G-11024
L4/60-DEGREE

Frosted Lens



G-11020
L4/FROSTED/80°

Reflector Lens

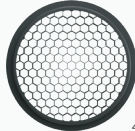


G-11025
L4/REFLECTOR/30°



G-11026
L4/REFLECTOR/60°

Diffuser



G-21440
4/HEX/HC/DIFFUSER

Lens Covers



G-21427
4/SOLITE LENS



G-21428
4/PRISMATIC LENS



G-21429
4/BEAMSPLIT LENS

Accessories



Emergency LED Driver

15W G-48410
25W G-95525
30W G-48411
60W G-95521

Trims



G-21410

T/RT4/R/WT
White



G-21411

T/RT4/R/BK
Black



G-21412

T/RT4/R/BW
Two-tone



G-21413

T/RT4/R/BZ
Bronze



G-21414

T/RT4/R/BN
Brushed Nickel




G-21415

T/RT4/R/BB
Brushed Brass




G-21420

T/RT4/SQ/WT
White



G-21421

T/RT4/SQ/BK
Black




G-21422

T/RT4/SQ/BW
Two-tone




G-21423

T/RT4/SQ/BZ
Bronze



G-21424

T/RT4/SQ/BN
Brushed Nickel



G-21425

T/RT4/SQ/BB
Brushed Brass

Dimensions

