

# Tape Light

## IP68 5.5 Watt Cob

### Product Information

Beam angle	120°
Wattage	5.5 FT / 18W M
CRI	96
Volts	24V
Dimmable	Yes
Height	5.1mm
Width	12mm
Cut distance	1.97"
Adhesive	3M 9495 300 MP
Pre soldered	YES
Roll length	26.25 FT / 8 M
Packed	25



### Tape Light

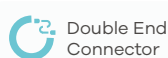

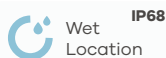

- 27k G-99680
- 30k G-99681
- 35k G-99682
- 41k G-99683
- 50k G-99684

### Includes

- 2pc 180° Direct Connector
- 2pc 6" Hard-Wire Starter
- 2pc 90° Direct Connector
- 5pc Mounting Clip Kit
- 5pc End Cap
- Glue Tube
- 2pc Wire Connector

### Product Information

	G-99680	G-99681	G-99682	G-99683	G-99684
Description	T/IP68/COB/5.5W/27K	T/IP68/COB/5.5W/30K	T/IP68/COB/5.5W/35K	T/IP68/COB/5.5W/41K	T/IP68/COB/5.5W/50K
Color temp	2700K	3000K	3500K	4100K	5000K
Temperature	Soft White	Warm White	Neutral White	Cool White	Super White
Lumens	548FT/ 1800 M	565 FT/ 1855 M	651 FT/ 2136 M	635 FT/ 2083 M	609 FT/ 2000 M



## Connectors

---



**G-00020**  
120V 180° DIRECT  
CONNECTOR 5PK



**G-00021**  
120V 90° DIRECT  
CONNECTOR 5PK



**G-00022**  
120V 6" WIRE  
CONNECTOR 2PK



**G-00023**  
120V 24" WIRE  
CONNECTOR 2PK

## Starter

---



**G-00024**  
120V 6" HARD-WIRE  
STARTER 2PK



**G-00025**  
120V 24" HARD-WIRE  
STARTER 2PK



**G-00026**  
120V 6" PLUG  
STARTER 1PK

## Accessories

---



**G-00028**  
120V MOUNTING CLIP  
10PK



**G-00029**  
120V END CAP 10PK +  
GLUE

## Channels

---



**G-96426**  
CH/SM/11/OP/8



**G-96316**  
CH/SM/.75/OP/8



**G-96421**  
1"CH/TL/12'



**G-96422**  
2"CH/TL/12'

## Drivers

---



G-97608 G-97615 G-97600  
G-97601 G-97602 G-97603

**Mini**  
Electronic  
Driver 24V



G-97620 G-97621 G-97525 G-97622  
G-97612 G-97623 G-97624 G-97625  
G-97626 G-97627

**Multi Dimming**  
Electronic Led  
Driver 24V



G-97526  
G-97527  
G-97528

**Multi Dimming**  
Class 2 Multi Circuit  
Electronic Driver 24V