

Neptune 2'x2'


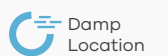

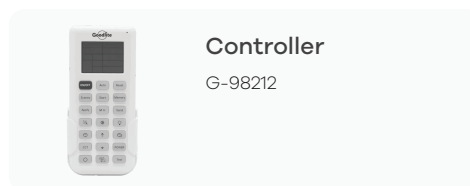
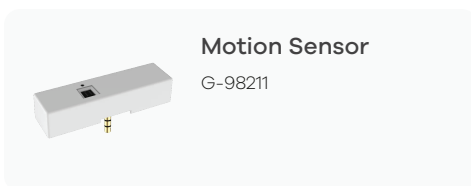
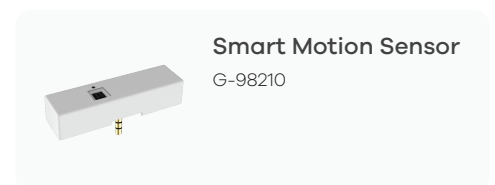
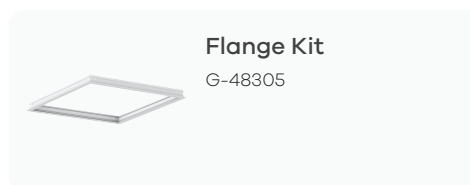
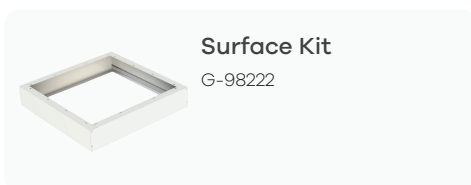
Indirect Center Net Basket Troffer

Product Information

Description	F/2X2/50W/ICNB/WS3/5CCT
Description EM	F/2X2/50W/ICNB/WS3/5CCT/EM
Color temp	30, 35, 41, 50, 65K
Output lumens	3450/4600/5750
Beam angle	120°
Input volts	120/277V
Wattage	30/40/50W
CRI	80>
Dimmable	0-10V Dimmable
Dimensions	23.7" X 23.7"
Height	4.72"
UGR	22
Packed	2



Accessories



Dimensions

