

Neptune 2'x4'






Square Center Basket Troffer

Product Information

Description	F/2X4/70W/SQ-CB/WS3/5CCT
Description EM	F/2X4/70W/SQ-CB/WS3/5CCT/EM
Color temp	30, 35, 41, 50, 65K
Output lumens	6500/7800/9100
Beam angle	120°
Input volts	120/277V
Wattage	50/60/70W
CRI	80>
Dimmable	0-10V Dimmable
Dimensions	23.7" X 47.76"
Height	2.36"
UGR	22
Packed	1



Accessories

 <p>Surface Kit G-98224</p>	 <p>Flange Kit G-48307</p>	 <p>Smart Motion Sensor G-98210</p>
 <p>Motion Sensor G-98211</p>	 <p>Controller G-98212</p>	

CRI 80+ True Colors	Damp Location	Air Tight	120° Beam Angle	Dimmable	Wattage Selectable
App Compatible	Motion Sensor				



Dimensions

