

Neptune 2'x4'



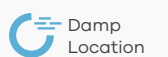

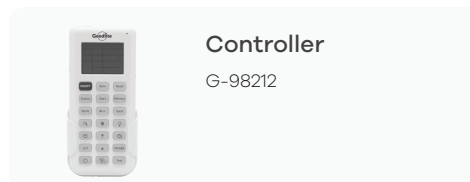
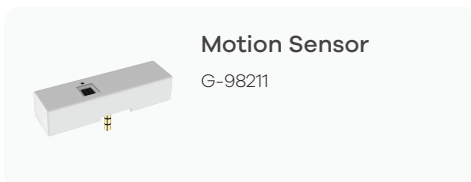
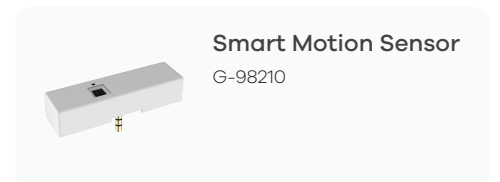
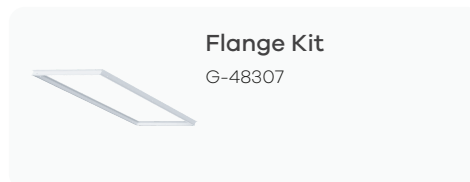
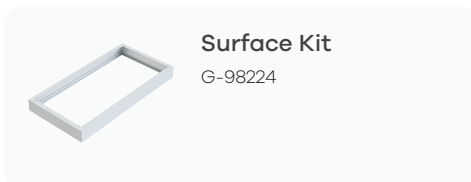
Indirect Center Net Basket Troffer

Product Information

Description	F/2X4/70W/ICNB/WS3/5CCT
Description EM	F/2X4/70W/ICNB/WS3/5CCT/EM
Color temp	30, 35, 41, 50, 65K
Output lumens	5750/6900/8050
Beam angle	120°
Input volts	120/277V
Wattage	50/60/70W
CRI	80>
Dimmable	0-10V Dimmable
Dimensions	23.7" X 47.76"
Height	4.72"
UGR	22
Packed	1



Accessories



Dimensions

